

Governors State University

OPUS Open Portal to University Scholarship

All Capstone Projects

Student Capstone Projects

Summer 2018

Home Away From Home

Srinadh Marukulla

Follow this and additional works at: <https://opus.govst.edu/capstones>

For more information about the academic degree, extended learning, and certificate programs of Governors State University, go to http://www.govst.edu/Academics/Degree_Programs_and_Certifications/

Visit the [Governors State Computer Science Department](#)

This Capstone Project is brought to you for free and open access by the Student Capstone Projects at OPUS Open Portal to University Scholarship. It has been accepted for inclusion in All Capstone Projects by an authorized administrator of OPUS Open Portal to University Scholarship. For more information, please contact opus@govst.edu.

HOME AWAY FROM HOME

By

Srinadh Narukulla

BS, Koneru Lakshamiah University, 2016

GRADUATE CAPSTONE SEMINAR PROJECT

Submitted in partial fulfillment of the requirements

For the Degree of Master of Science,

With a Major in Computer Science



Governors State University
University Park, IL 60484

2018

ABSTRACT

People around the community face problems on day-to-day rentals and they end up paying high rents and hotel bills. The Home Away from Home application gives renters a clear picture on how to access the available rentals and their lower pricing. The application also gives rental information to international students who come to the United States to study. The purpose of the application is to provide detailed and user-friendly interaction which lists all the available rooms and pricing in an area for rentals. The main idea is to help renters to overcome the community pricing differences which gives them options to rent instead of booking any expensive hotels. This helps renters save money and at the same time it drives the economy of these locations.

The home away from home application is user friendly for all the stakeholders namely homeowners (lister's) and the customers (renters) to gather their information. The owners can upload their information, pictures of the rooms and the details of their house. The customers can find the information easily by logging to the site and locating a place they would like to rent. The technology for this project is C#.NET, and Visual Studio Tool.

The site will help the stakeholders with information about the owner and their services, facilitates room's availability for rent and payment details. It will provide a relationship with both the owner and the renters. The expected outcomes of the application will enable stakeholders to register either as renters or lister's, they will be able to upload details about their advertisement, property and cost whereas, customers can look up the listings in search bar and contact the owners from the advertisement. This application will connect people from different communities to have access to a wide range of properties at a lower pricing.

Table of Content

1. Feature Description.....	1
1.1 Competitive Information.....	1
1.2 Future Enhancement.....	1
2. Technical Description.....	2
2.1 Project/ Application Architecture.....	2
2.2 Project/Application information flows.....	2, 3
2.3 Risk assessment and management.....	3
3. Project Requirements.....	4
3.1 Operations, administration, maintenance, Provisioning.....	4
3.2 Security and fraud prevention.....	4, 5
3.3 Release and transition plan.....	5
4. Database Design.....	5, 6, 7
5. Internal/External Interface impacts and specifications.....	7
6. Design units impacts.....	7
7. Functional Area and design.....	7
7.1 Home Page.....	7, 8
7.2 Login/Registration Page.....	8, 9
7.3 Admin Page.....	9, 10, 11
7.4 Owner Page.....	11, 12
7.5 Renter Page.....	12, 13, 14
8. References.....	15

1. Feature Description

Home Away Home application helps renters to overcome the community pricing differences. These differences give them options to rent instead of booking an expensive hotel. It helps renters save money and at the same time it drives the economy of these locations. Home Away from Home has the ideal entire home holding up — regardless of one's destination, event or spending plans. The Home Away from home's website allows owners to upload their information and the renters to communicate without any middle man. The website is accessed with the permission of the administrator. The owners upload the renting charges with details including other pertinent information. Renters have the benefit to make reservation through the secure online server and pay in advance of their room reservations.

The three stakeholders are admin, owner and renter. The rights of the Admin include access to the site of both the owner and the renter. These rights enable the admin to view the entire owners and renters' profiles and manage their accounts. The owners' rights are to upload photographs of their property or home details with location, name and address. These uploads and directions depend on the setting of the longitude and latitudes of their geographic locations. The avid information portrays the beautifully designed properties or home pictures that renters can view through the website without going to the place. Renters on the other hand, create accounts and use it to login. After the renters have logged in, they can search for their location of preference, make reservations and purchase the available room.

1.1 Competitive Information:

Notwithstanding, the application is not new in the online rental industry, yet it will help as an educated informed software to enhance the use of Home Away home information online. To a degree, it will enhance the epic pace of the growth of the industry. The point here is to give some untouchable client relationship than in the present market today. The gathering of properties inside your market in which we use to pull advertise understanding information. These properties have comparative highlights and civilities that depend on explorer seeks, however we're continually attempting to incorporate extra information. Ceaselessly keeping your property subtle elements and courtesies up and coming will help make your comp set more precise. Comp sets are liquid and will change when properties enter and leave the market. Highlights installed are sensibly superior to anything our adversaries making things. Easy to use course, posting the property after sensible check, moving booking pulverizing a couple unfaltering issue like two individuals wind up paying for a nearby property on a practically identical date. Security in as being way the basic pressure if client information, money related data and property data all information are taken after on common begin as a hidden.

1.2 Future Enhancements:

- The website will continually be updated to meet the standards of the future

- Customer's feedback and reviews will be added to the website to help to improve our flaws.
- And adding of live pictures and videos of locality and interiors will be updated periodically to gain customer attention.

2. Technical Description:

Server Side: ASP.Net, C#.Net

Database: Microsoft SQL server

Client Side: jQuery, Bootstrap, Css3, HTML5, Few 3rd party Scripts and Styles.

2.1 Project/Application Architecture:

The application for the Home Away from home is based on the client/server architecture and database. This architecture provides client and server an environment to magnify the business' mechanisms and synchronize the process that exist between them. The system depends on the demand serving; ask for administrations by customers; reaction of prepared outcomes by the server. The communication between the two increases through Inter-Processing which encourages the circulated position of the customer and strategies employed by the server. The Client/Server is autonomous and mixes with "participating preparing" or "shared" model. This stage gives the chance to clients to get to the usefulness along the lines of uncovering hazardous circumstances since its straightforward circumstance creates fundamental innovation as well with regards to the servers.

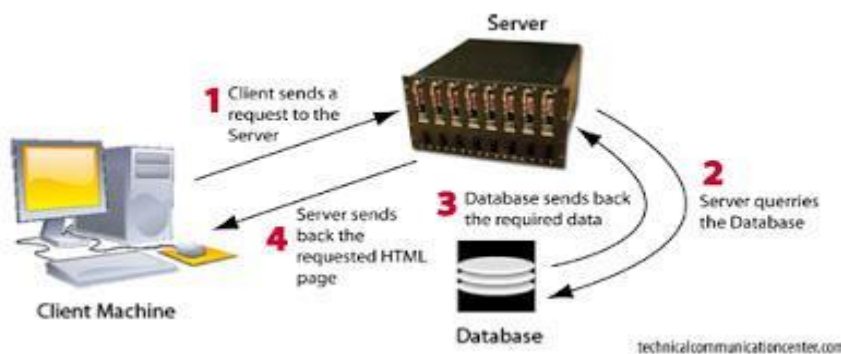


Fig1 Client server architecture

2.2 Project/Application information flows:

The above application details the flow of the stakeholders (Admin, Owner and renters).

Admin:

- ✓ Responsible to allow user to handle the website to manage transactions, promulgation with owner and renter (user).
- ✓ Admin manages resources including registration, login and rights to access owners and renters.
- ✓ Edit or remove anything on the website.
- ✓ Resolve any problems present in between the owner and user.
- ✓ Can see number of registered users for their application.
- ✓ Easily communicate with both owner and user through the web page.

Owner:

- ✓ Registration and all the details are stored in the database.
- ✓ Can upload details and contact information, pictures of properties, condition of house, rent and other facilities.
- ✓ Manages as many properties as they can in a single account.
- ✓ Communicate with the users through the application or can personally contact the renter.

Renter:

- ✓ Renter (user) will be registered and given credentials which can be stored in a database.
- ✓ Renter can browse the application and their can search properties based on the rents and availability.
- ✓ Reserves a property via online, telephone and can directly communicate with owner.
- ✓ Payment is made through online with early bird discounts by the renter using online application payment center.

2.3 Risk Assessment and management:

Regarding risk assessment and management, HomeAway home will establish controls to identify risk, assessments and analysis. A doable Action plan will be created and its implementation to combat the actions and measures to ensure that a 24/7 control and monitor of the site is effective. A watch dog membership made of the chief security officer and other information technologist will be inaugurated to take charge of assessing the risk and its management. The essential progress to be made is recognizing the risk, assessing, and managing it. Peril cannot be dealt with if it is not recognized. The standard plausibility with measures of information is anchored on ordinary prelude. The elucidation for the hazard is that the information is accessible over the globe and reservations are orchestrated for the duration of the entire burdensome day. Checking a partner from a pariah site to go about as a passageway for every one of the exchanges will be started, appropriate principles would be set up for smooth process. An approach would be set up to control the information stream and reasonable measures ought to be started to have the information safe. The way information is kept up will bring an end client with better outcomes, having different move down or constrain and supportive evaluating.



Fig2 Risk Assessment and management

3 Project Requirements

3.1 operations, administration, maintenance, provisioning

Every component on the Home Away from Away web application has countable errands, association commitments and certain upkeep preparation for real working of the application. Enlisting each one of the 3 components Admin, Owner, and, Renter (User) login/logout, ignored watchword ability to recover the mystery key, limit with regards to the Owner to incorporate a property, pictures, and office purposes of intrigue, limit with respect to the overseer to take off changes for both owner/renter. No limit with regards to the customer to look for property zone adroit as indicated by availability, hold a spot and help customer review and comment on the property about their workplaces.

3.2 Security and fraud prevention:

Security recognition is required for the whole measure of data which would be secured on customary preface. The reason for the security is that the wander is available over the globe and reservations are readied all the live long day. This will provoke wealth of Data for which the storage space will be recognized every month to survive this issue. Watchword resets will be

requested after every 90 days for viable trades. Coercion balancing activity for giving true blue customer advantage, secure trades and securing customer data is an enormous task to secure them. Counting the helper from an outcast site to go about as an entryway for each one of the trades will be used, authentic standards would be set up for smooth process. A course of action would be set up to control the data stream and honest to goodness measures will be used safeguard the data. The storage of data will carry an end customer with better results, having various move down or limit and favorable assessing.

3.3 Release and transition plan:


S.NO	Task	Duration	Start Date/End Date	Status
1.	Planning	5 Days	05/17/18 - 05/21/18	Defining and identify requirements and data
2.	Abstract	7 Days	05/21/18 – 05/27/18	Changes required and add data into it.
3.	Requirements preparation	6 Days	05/27/18 – 06/01/18	Deciding tools and the following requirements and data required.
4.	Designing	7 Days	06/01/18 – 06/07/18	Design of all the collected requirements and data. Changes are required if any.
5.	Coding	6 Days	06/07/18 – 06/12/18	According to the design and requirements part and the process go through.
6.	Testing	7 Days	06/12/18 – 06/18/18	Transactions and errors need to be made.
7.	Documentation	6 Days	06/18/18 – 06/23/18	All the following included.
8.	Final		06/24/18	Finalized

4 Database Design:

Below are the tables designed to support the web application in Microsoft SQL server.


- **Listing Table**

Listing ID which is auto generated in this table is considered as the Primary Key and User ID which being mapped to the Member table consisting of entities is considered as the Foreign Key.

<u>Name</u>	<u>Datatype</u>	<u>Null value</u>
 Id	Big Int	FALSE
Location	Varchar (100)	TRUE
Longitude	real	TRUE
Latitude	real	TRUE
Location Name	Varchar (100)	TRUE
Description	Varchar (100)	TRUE
Accomodate	real	TRUE
Bedrooms	int	TRUE
Cost	money	TRUE
Image 1	Varchar (Max)	TRUE
Image 2	Varchar (Max)	TRUE
Image 3	Varchar (Max)	TRUE
Create Date Time	datetime	TRUE
User Id	int	TRUE

- **Transaction table**

Transaction ID which is auto generated in this table is considered as the Primary Key and User ID which being mapped to the Member table consisting of entities is considered as the Foreign Key

<u>Name</u>	<u>Datatype</u>	<u>Null</u>
 Id	int	False
User Id	int	True
Location Id	Varchar (100)	True
Longitude	real	True
Latitude	real	True
Location Name	Varchar (100)	True
Start Date	Date time	True
End Date	Date time	True
Guests	int	True
Cost	money	True
Purchase date	Date time	True
Trans Id	Big int	True
Prop Id	int	True

- **User-log-table:**

Log ID which is auto generated in this table is considered as the Primary Key and User ID which being mapped to the Member table consisting of entities is considered as the Foreign Key

<u>Name</u>	<u>Datatype</u>	<u>Null</u>
Id	int	FALSE
User Id	int	TRUE
Login time	Date time	TRUE
Logout time	Date time	TRUE

5. Internal/external Interface Impacts and Specification

No internal/external impacts have been identified as of now.

6. Design Units Impacts

No design impacts have been identified as of now.

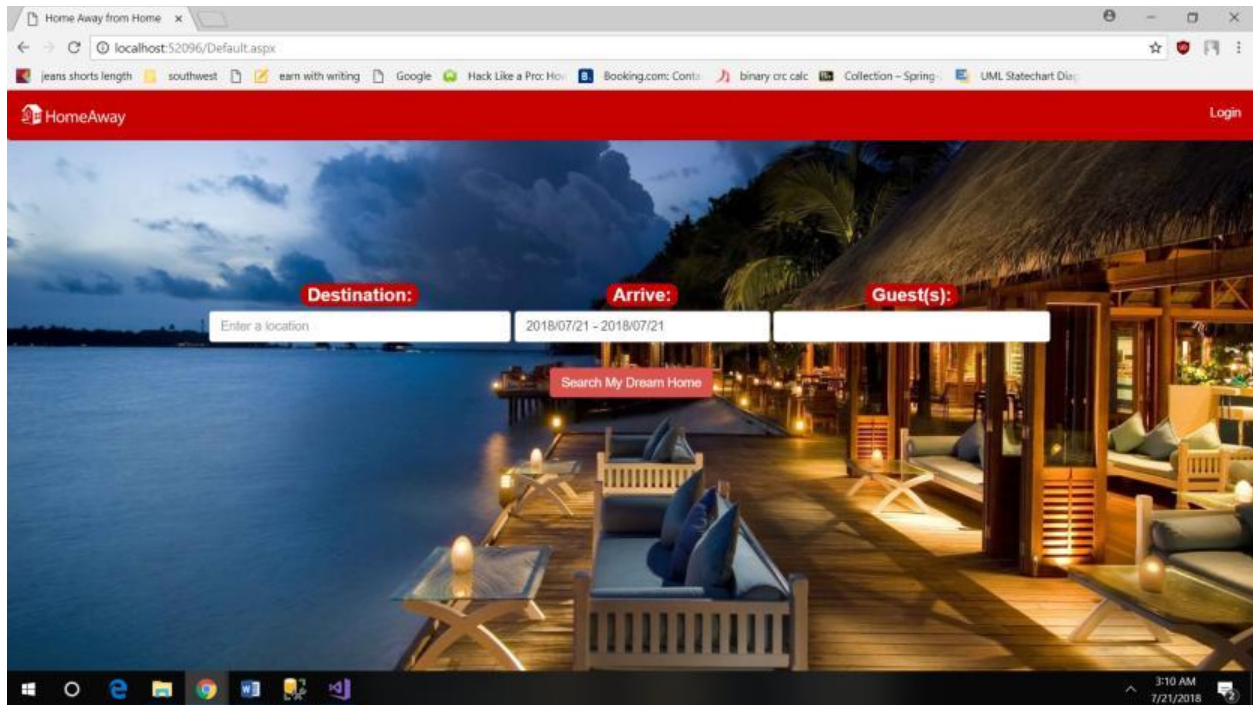
7. Functional Area and Design

According to the necessities given, there is a rundown of functionalities which this venture ought to incorporate yet not constrained to the recorded beneath: The accompanying page demonstrates the undertaking landing page with the pursuit choices of the property.

7.1 Home page

This is the Home page of the application which we can browse the areas which are available can be seen.

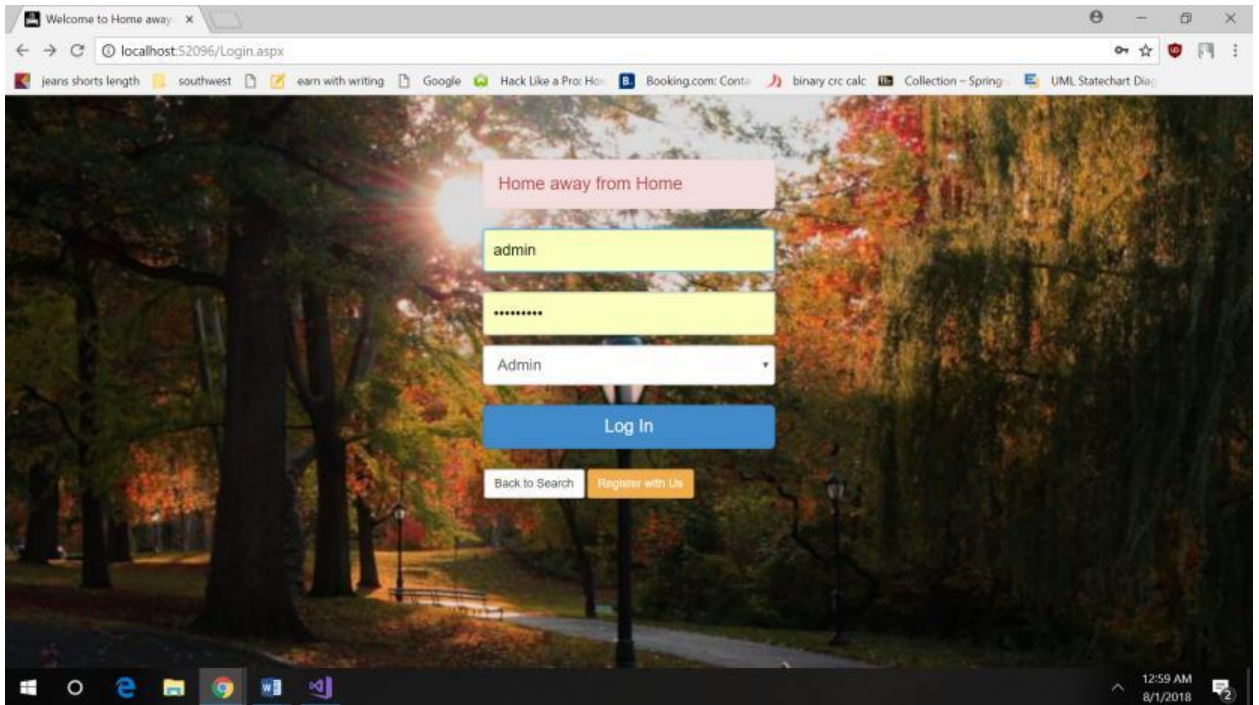
7.1.1 This is the Home page of the project.



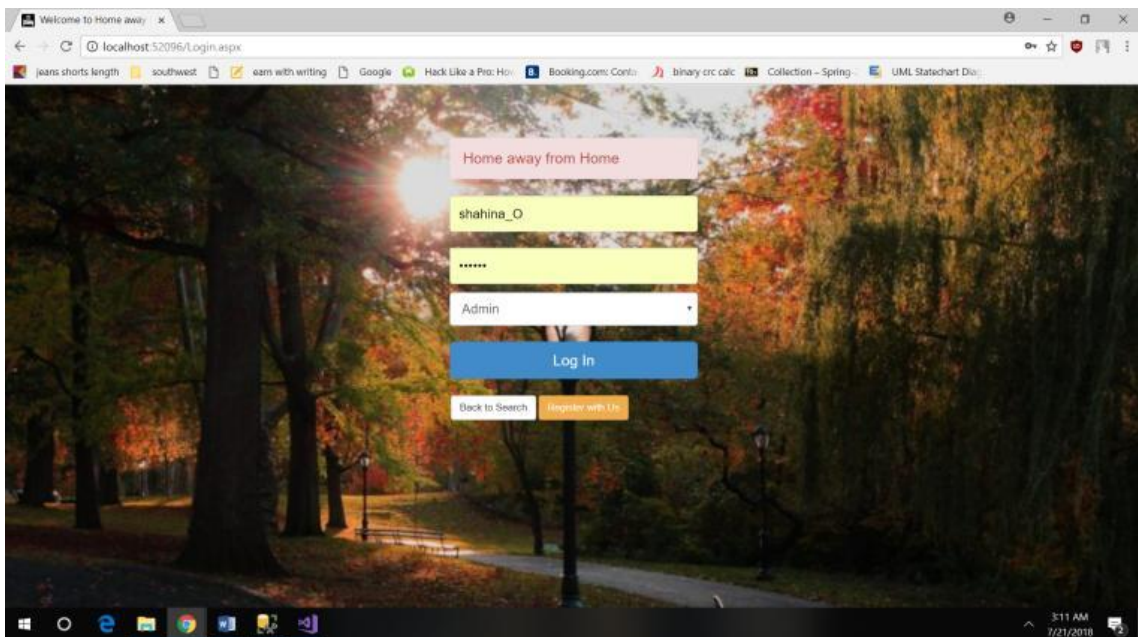
7.2 Login/ registration page:

This is Login and the registration page which helps 3 stakeholders can access their accounts.

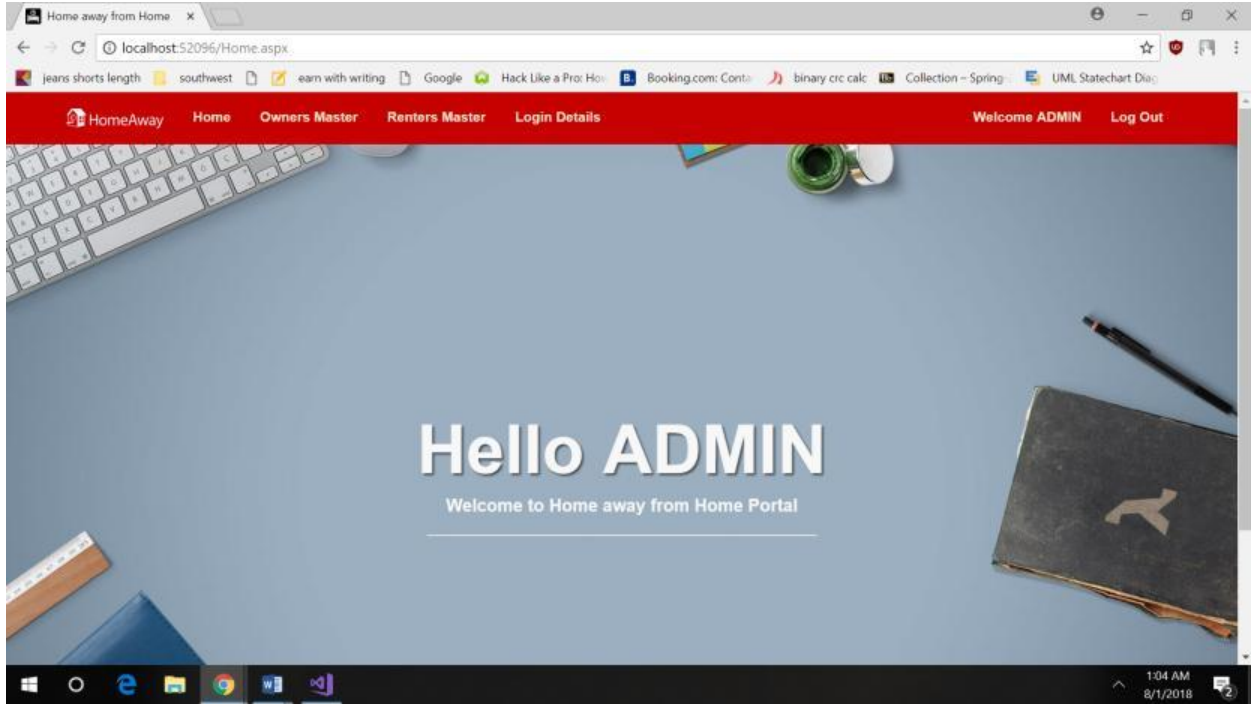
7.2.1 Admin Login:



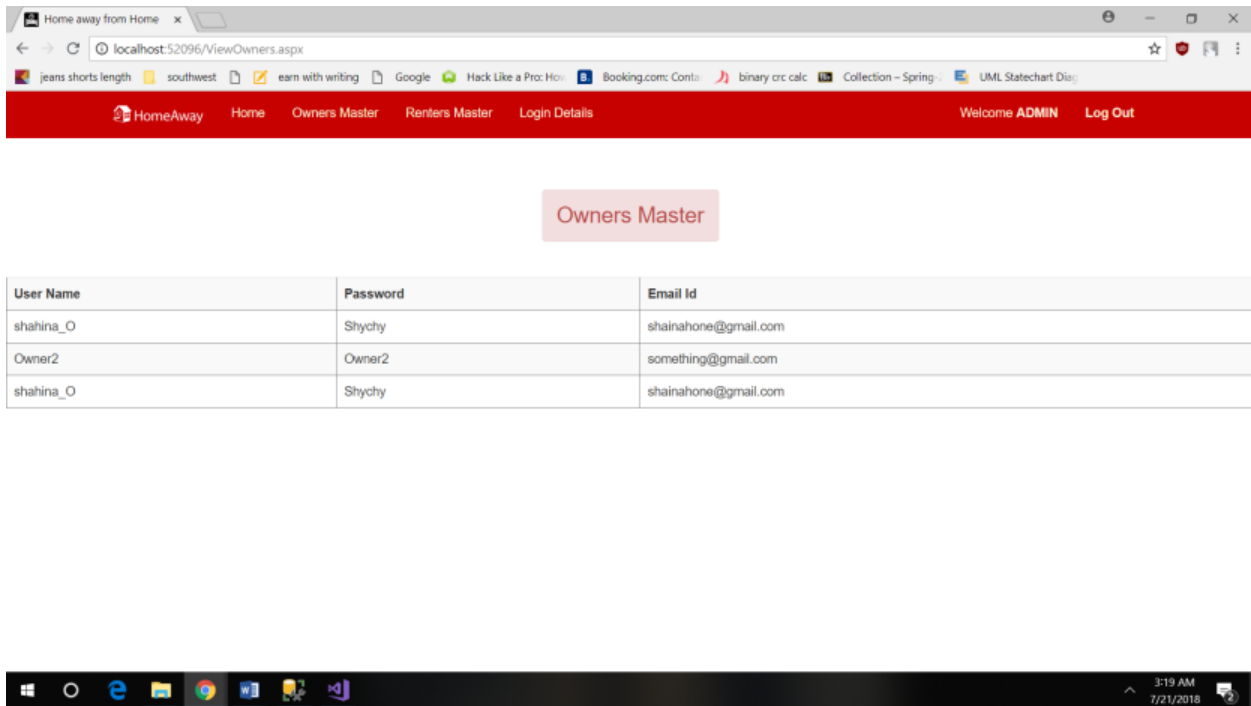
7.2.2 Owner Login:



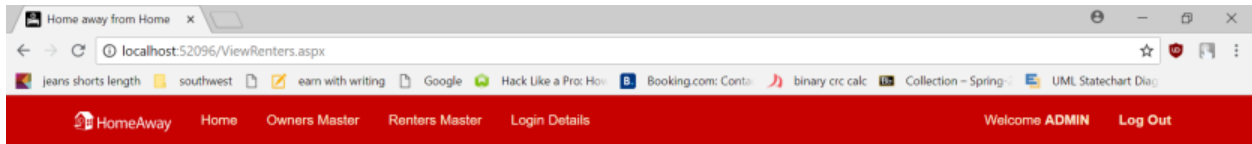
7.3 Admin Page



7.3.1 Owners Master



7.3.2 Renters Master

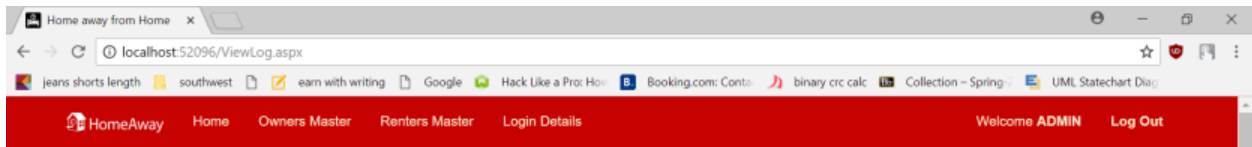


Renters Master

User Name	Password	Email Id
Renter	Renter	renter@gmail.com
shy	shy	shy12@gmail.com
srinadh	srinadh	s@gmail.com
shyna	shyna	sg@gmail.com
sh	sh	sh@gmail.com



7.3.3 Login Details

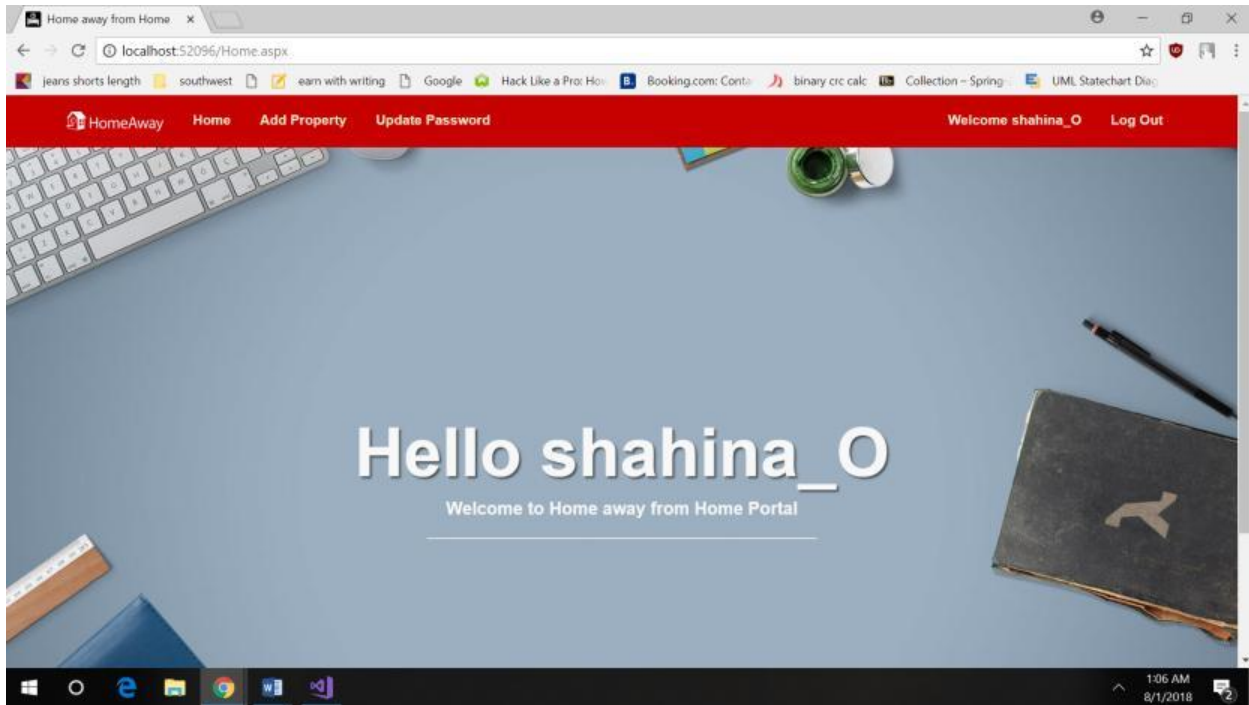


Login Details

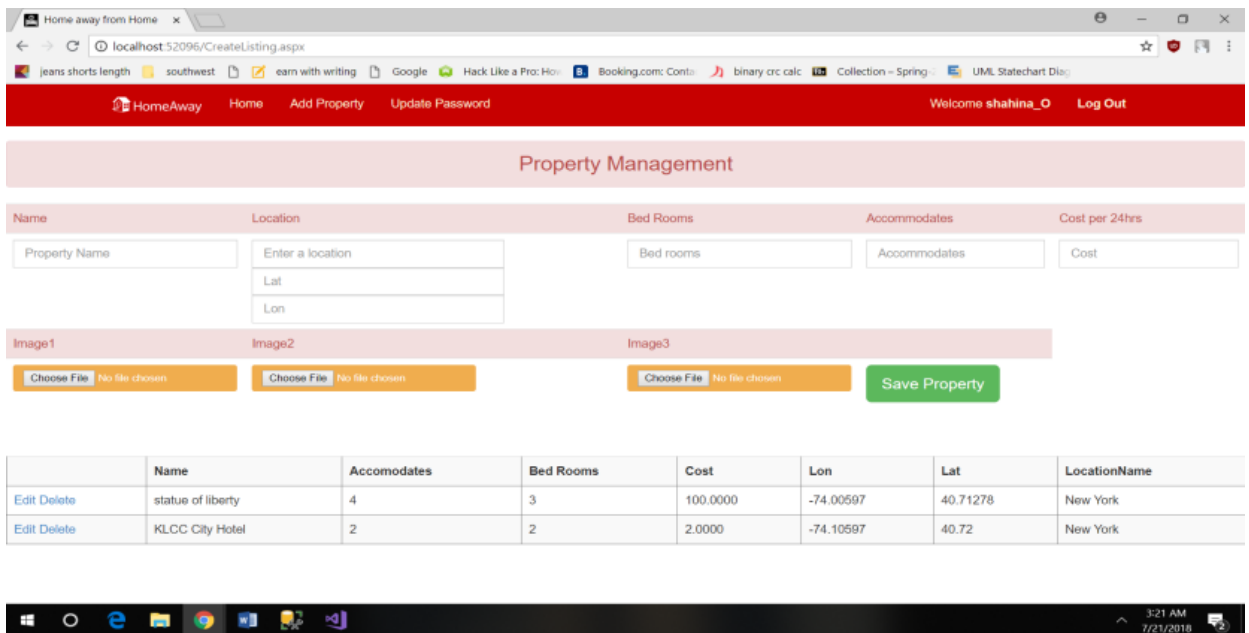
User Name	Login Time	Logout Time
shahina_O	7/2/2018 8:52:55 AM	7/2/2018 8:57:05 AM
Owner2	7/2/2018 9:03:38 AM	7/2/2018 9:04:52 AM
Renter	7/2/2018 9:07:09 AM	
Renter	7/2/2018 9:08:34 AM	7/2/2018 9:08:58 AM
Renter	7/2/2018 9:09:03 AM	7/2/2018 9:09:20 AM
Owner2	7/3/2018 11:17:05 AM	7/3/2018 11:18:44 AM
Renter	7/3/2018 11:18:53 AM	7/3/2018 11:19:56 AM
Renter	7/3/2018 11:21:30 AM	
Renter	7/3/2018 11:22:29 AM	



7.4 Owner Page

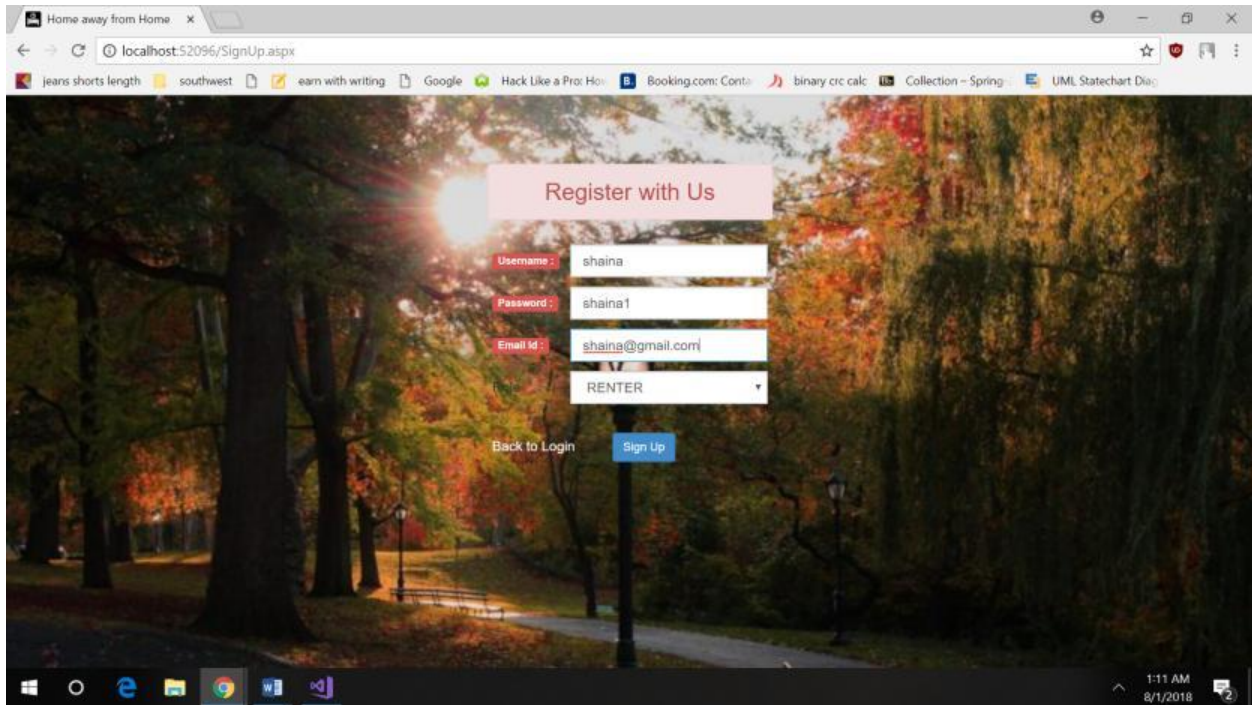


7.4.1 Add Property

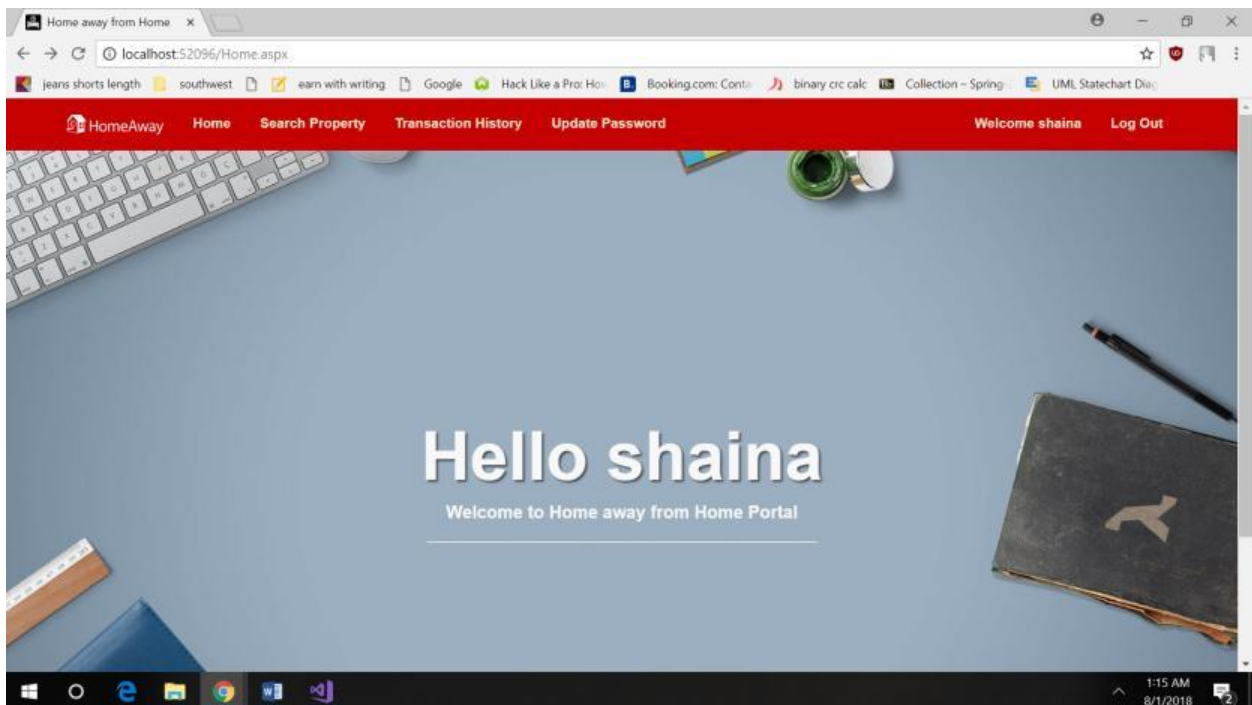


7.5 RenterPage

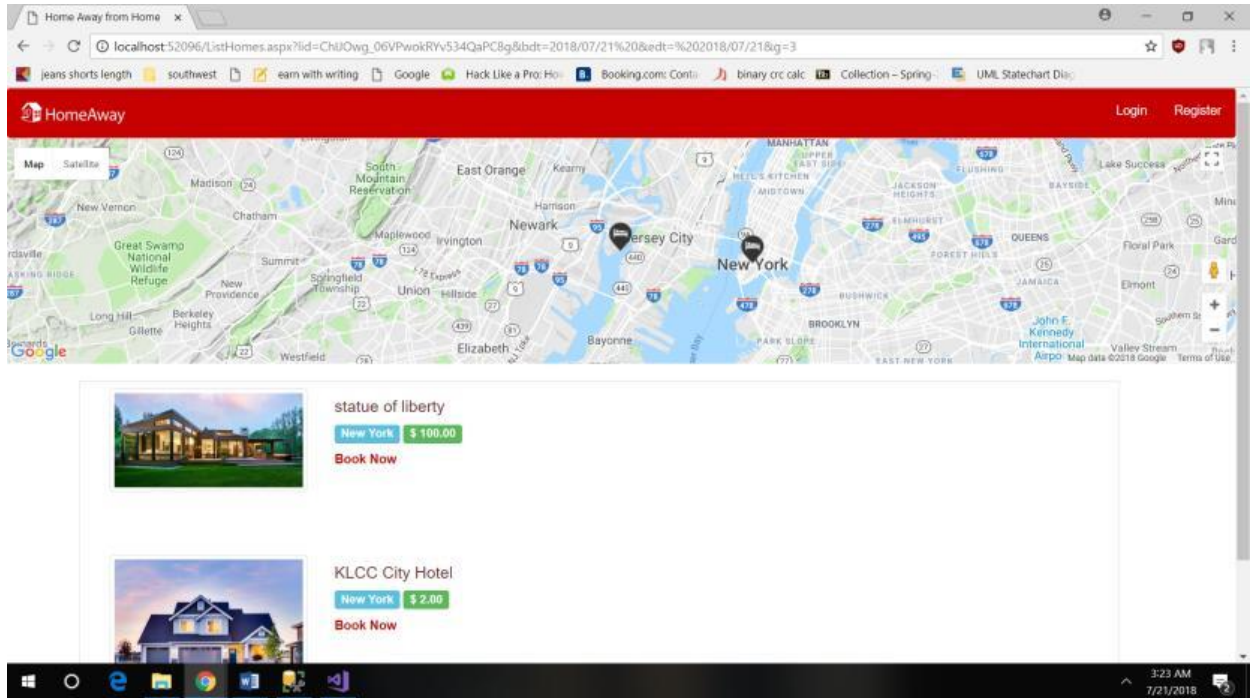
7.5.1 Registration of Renter



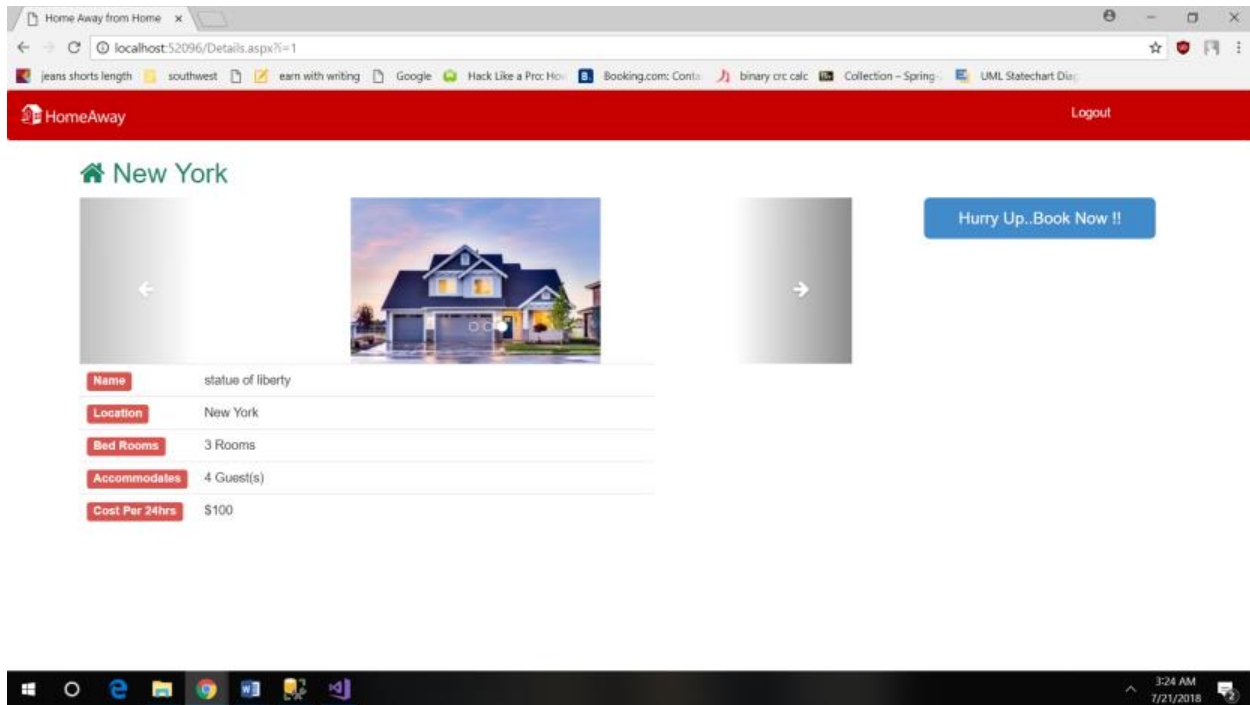
7.5.3 Renter Home Page



7.5.4 Property and its details shown to Renter



7.5.5 Property booking:



8. References

1. Beginning-ASP.NET-4.5: in C# and VB-13-Edition/Imar-Spaanjaars ISBN13:9781118311806, ISBN10:1118311809
2. www.researchgate.net/publication/277187696Buildinga_Software_Service_for_Mobile_Devices_to_Enhance_Awareness_in_Web_Collaboration
3. <http://clientserverarch.blogspot.com/2013/03/introduction-to-clientserver-computing.html>
4. <https://www.w3schools.com/asp/default.asp>
5. <https://www.tutorialspoint.com/mysql/index.html>